



No. PDMA (SINDH)/(SITREP)/2024/5684  
Period Covered: 01-07-2024 to 23-08-2024.

August 23<sup>rd</sup>, 2024

## DAILY SITUATION REPORT

### Rainfall Recorded

(22-08-2024 08:00 AM to 23-08-2024 08:00 AM)

Sr	District	Taluka	Rain fall (mm)
01	Tharparkar	Kaloi	20

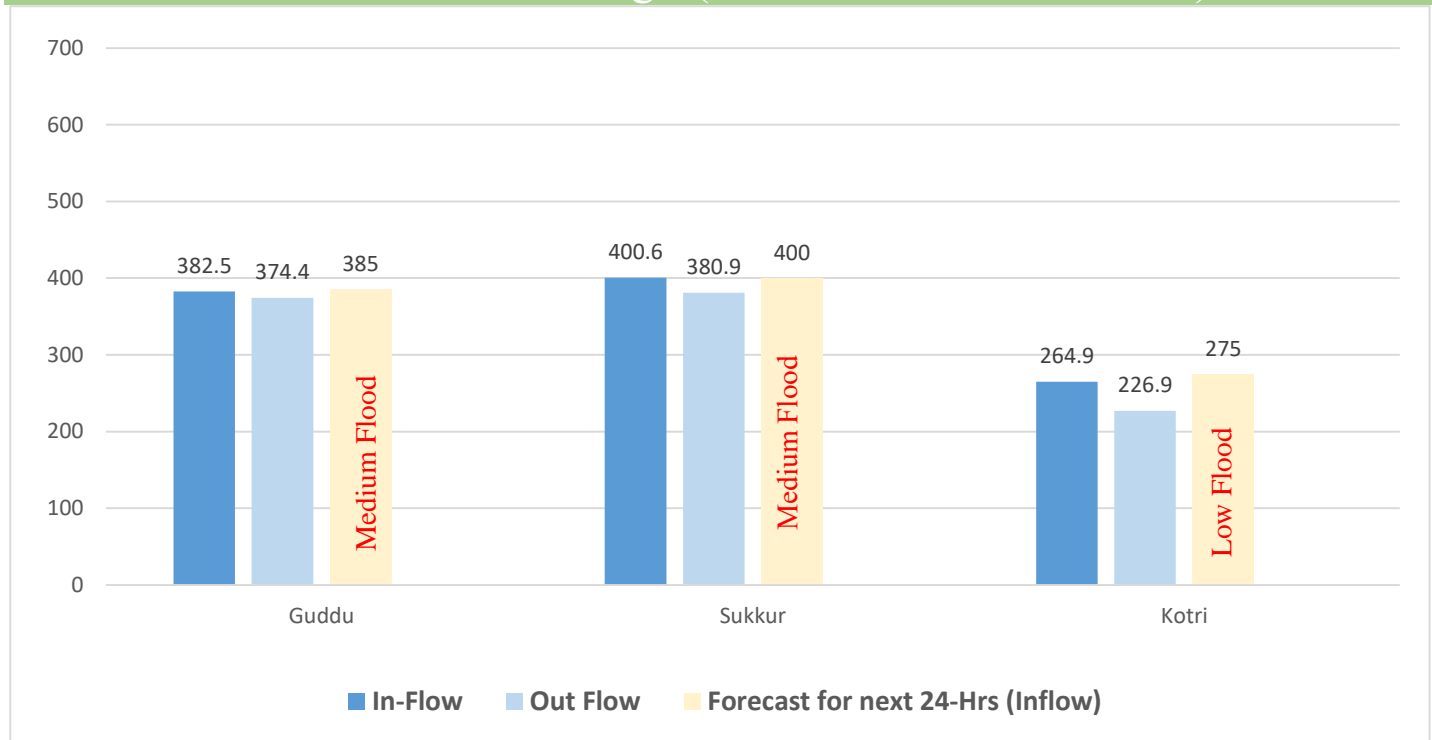
Source: CM Rainfall Portal.

### Weather Update Dated: 23-08-2024

Pakistan Meteorological Department has informed that mainly dry weather is likely to prevail over most parts of the province. However isolated light rain/drizzle may occur in **Dadu, Jamshoro, Thatta, Badin, Mirpurkhas, Umerkot, Naushahro Feroze, Sanghar** districts and along the coast today.

Source: Pakistan Meteorological Department.

### River Indus Discharge (in Thousands of Cusecs)



Source: Pakistan Meteorological Department - Flood Forecasting Division (FFD) – Bulletin No. B-070/24 Dated: 23<sup>rd</sup> August, 2024 11:20 (PST).

### Causalities and Injuries (Last 24 hours)

Sr. No.	District	Deaths				Remarks
		M	F	C	T	
	Nil					
Sr. No.	District	Injuries				Remarks
		M	F	C	T	
	Nil					

Emergency No:

1736



Plot No. 26-C, Main Khayaban-e-Jami,  
DHA Phase-VII, Karachi.



021-99332742  
021-35381810



021-99332007



0335-5557362



www.pdma.gos.pk



### Livestock Perished (Last 24 hours)

Sr. No.	District	Livestock Perished				
		Goat	Sheep	Cow	Buffalo	Camel
	<b>Nil</b>					

### Damage of Infrastructure & Private Properties (Last 24 hours) Houses Damaged

S.no	District	House Damage		
		Partial	Full	Total
<b>01</b>	Jacobabad	331	31	<b>362</b>

### Roads, Bridges and other Infrastructure Damaged in (Last 24 hours)

S.no	District	Roads Tracks			Bridge				
		Length of road damaged	Nature/extent of damage (fully/ partially washed away / water over flow)	Traffic situation (Alternate route/diversion available)	Number of Bridges	Type of Bridge	Length of Bridge	Nature/ Extent of Damage Fully/ Partially washed	Traffic of situation (Alternate route/ diversion available)
<b>Nil</b>		-	-	-	-	-	-	-	-

### Crop Area Damaged in Acres (Last 24 hours)

Sr. No.	District	Nature of Crop	Crop Area Damaged (in Acres)
<b>Nil</b>			

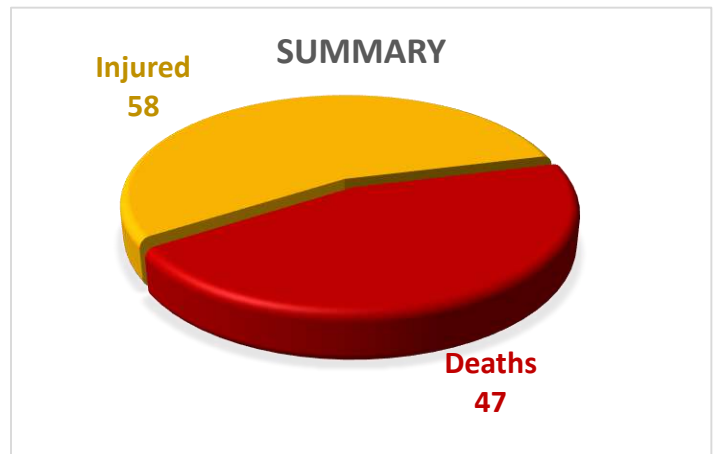
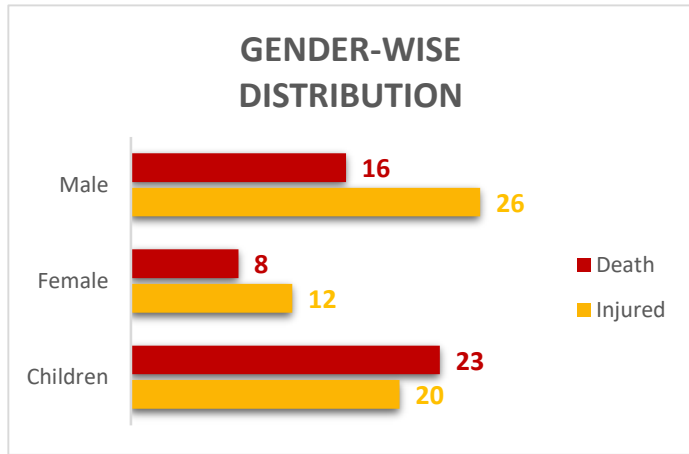
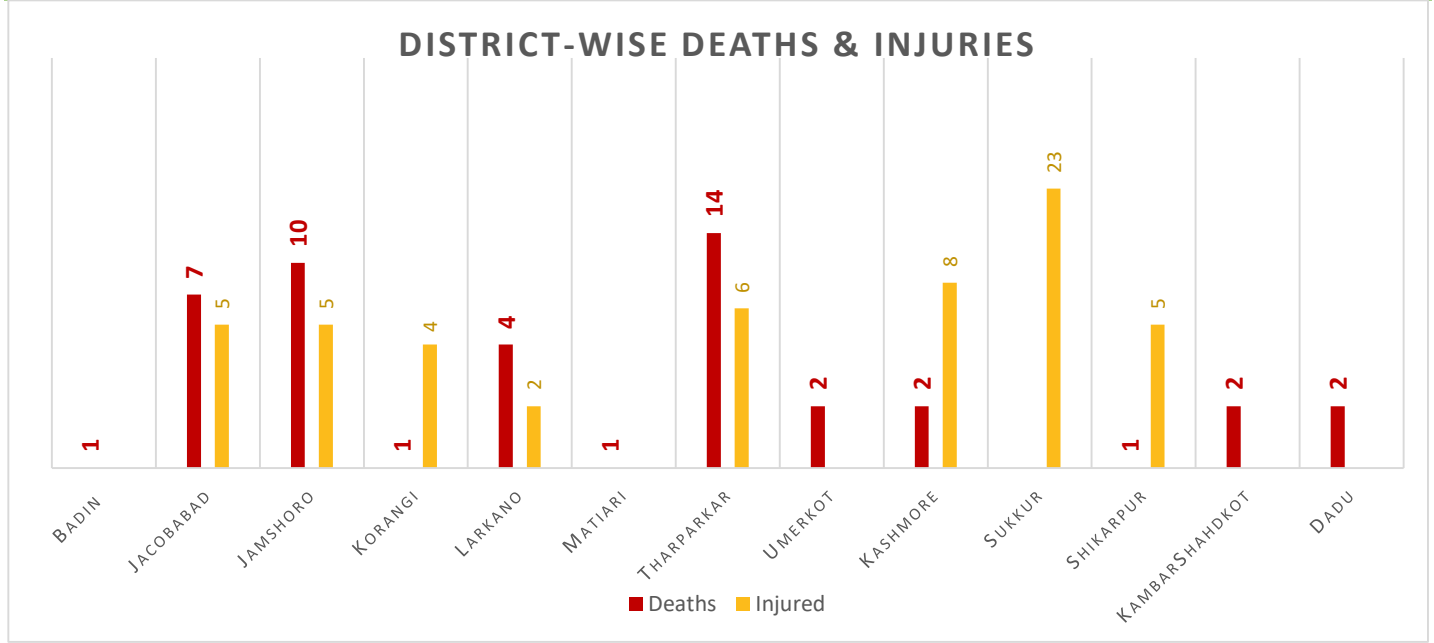
### Status of Breaches (Last 24 hours)

Sr. No.	District	Taluka	Breach Point / Location	Plugging Status / Immediate Response	Remarks
<b>01</b>	Jacobabad	Jacobabad	1	Plugged/ Closed	-



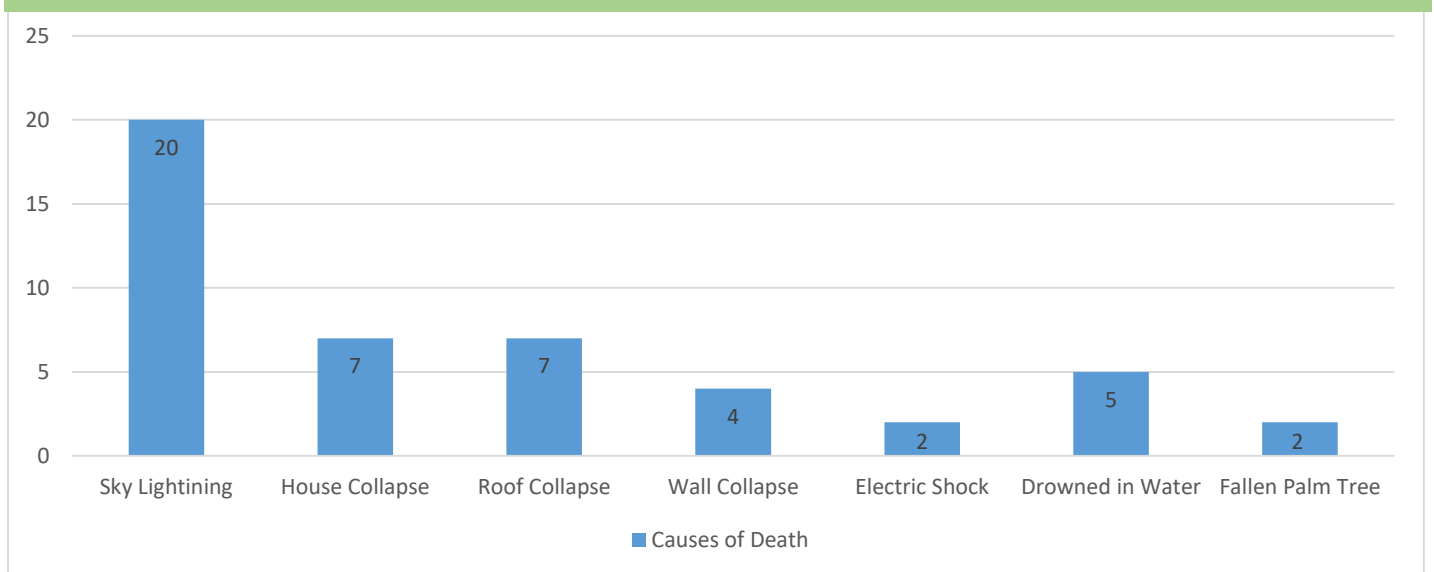


## Cumulative Casualties – Deaths / Injuries (21-06-2024 to 23-08-2024)



Deaths & Injuries Data Source: Concerned Deputy Commissioners.

## Causes of Deaths





## Cumulative Livestock Perished

Sr. No.	District	Livestock Perished					Total
		Goat	Sheep	Cow	Buffalo	Camel	
01	Jacobabad	3	-	-	-	-	3
02	Jamshoro	10	6	-	-	-	16
03	Umerkot	20	-	-	-	-	20
04	Larkano	-	-	2	-	-	2
05	Sukkur	-	-	-	7	-	7
06	Tharparkar	143	39	11	-	3	196
<b>Total</b>		<b>176</b>	<b>45</b>	<b>13</b>	<b>7</b>	<b>3</b>	<b>244</b>

Source: Concerned Deputy Commissioners.

## Cumulative Livestock Vaccinated/ Treated (from 01-07-2024 to 23-08-2024)

Total	No. of Relief Team	Animals Vaccinated												Grand Total A+B
		A. Large Ruminant					B. Small Ruminant							
		HS	FMD	LSD	BQ	Total	ETV	CPP	PPR	Anthrax	Goat pox	Sheep pox	Total	
277		59,142	3,223	626	11,465	73,830	68,399	10,088	6,325	2,919	0	305	88,036	<b>161,866</b>
<b>Previous Total (from 1-07-2024)</b>		1,737,326	109,478	2,731	207,791	2,056,626	2,097,740	224,174	381,471	65,528	20,086	17,573	2,806,572	<b>4,863,198</b>
<b>Grand Total</b>		<b>1,796,468</b>	<b>112,701</b>	<b>3,357</b>	<b>219,256</b>	<b>2,130,456</b>	<b>2,166,139</b>	<b>234,262</b>	<b>387,796</b>	<b>68,447</b>	<b>20,086</b>	<b>17,878</b>	<b>2,894,608</b>	<b>5,025,064</b>
Total	Animals Treated													
	Small				Large				Total					
	1,344				1,036				2,380					
<b>Previous Total (from 1-07-2024)</b>		130,658				87,441				218,099				
<b>Grand Total</b>		<b>132,002</b>				<b>88,477</b>				<b>220,479</b>				

Source: Directorate of Animal Husbandry Sindh, Hyderabad

## Cumulative Damages of Infrastructure & Private Properties (from 30-06-2024 to 23-08-2024)

S.no	District	Roads (Km)	Bridges	Houses		
				Partial	Full	Total
01	Jamshoro	-	-	-	22	22
02	Jacobabad*	-	-	1,127	243	1,370
03	Sanghar	-	-	314	42	356
04	Korangi	-	-	1	-	1
05	Sukkur	-	-	40	8	48
06	Kashmore	-	-	68	39	107
07	SBA*	-	-	61	-	61
<b>Total</b>		<b>-</b>	<b>-</b>	<b>1,611</b>	<b>354</b>	<b>1,965</b>





## Cumulative Crop Area Damaged (in Acres)

Sr. No.	District	Nature of Crop	Crop Area Damaged (in Acres)
01	Jacobabad	Paddy Crop	2,990
02	Kashmore	Paddy Crop	3,200
03	Sanghar	-	14,870
<b>Total</b>			<b>21,060</b>

## Cumulative Status of Breaches

Sr. No.	District	Taluka	No. of Breaches	Breach Point / Location	Plugging Status / Immediate Response
01	Sanghar	Tando Adam	1	Rohri Canal near Alam Dero village	Plugged/Closed
02	Jacobabad*	Jacobabad	1	Qaiser Shaakh	Plugged/ Closed
		Garhi Khairo	1	Miranpur Begari Canal	Closed
		Thul	2	Moosa Allahabad	One breach has been Plugged/closed and remaining in progress.
03	Kashmore	Tangwani	1	Taj Minor	Closed
04	Dadu	Dadu	1	Near village Bhai Khan Lashari Deh Sial	Closed
<b>Total</b>			<b>6</b>		

## Flood Relief Activities Relief Camps Established (Last 24 hours)

Sr.No	District	No of Household Affected	Displaced Persons (DPs)				Relief Camps Establishment	Persons in Relief Camps			
			Male	Female	Children	Total		Male	Female	Children	Total
-	-	-	-	-	-	-	-	-	-	-	-

## Rescue & Relief Operations by DDMA(s) (Last 24 hours)

Sr. No.	District	Taluka	Rain (mm)	De-watering Activities (Status)	People Rescued
01	Tharparkar	Kolai	20	All de-watering pumps has been installed at high risk points.	-
		Islamkot	3		-

**Employment of Boats: NTR**

**Employment of Aviation Assets: NTR**

## Relief items / machinery / equipment dispatched in Last 24 hours by PDMA Sindh

Sr. No.	District	Item description	Quantity
01	Ghotki	Mosquito Nets	10,000
02	Sanghar	De-Watering Pumps Jhatta	06
<b>Total</b>			<b>10,006</b>

**Emergency No:**

**1736**



Plot No. 26-C, Main Khayaban-e-Jami,  
DHA Phase-VII, Karachi.



021-99332742  
021-35381810



021-99332007



0335-5557362



www.pdma.gos.pk



## Relief Camps Established by DDMA/Deputy Commissioner

Sr.No	District	No of Household Affected	Displaced Persons (DPs)				Relief Camps Establishment	Persons in Relief Camps			
			Male	Female	Children	Total		Male	Female	Children	Total
01	Sanghar	1,197	2,186	2,471	4,867	9,524	1	429	571	1,627	2,627
02	Tharparkar	-	-	-	-	-	101	-	-	-	-
03	Sukkur	-	21	13	7	41	0	0	0	0	0

## Cumulative State of Relief Camps (from 30-06-2024 to 23-08-2024)

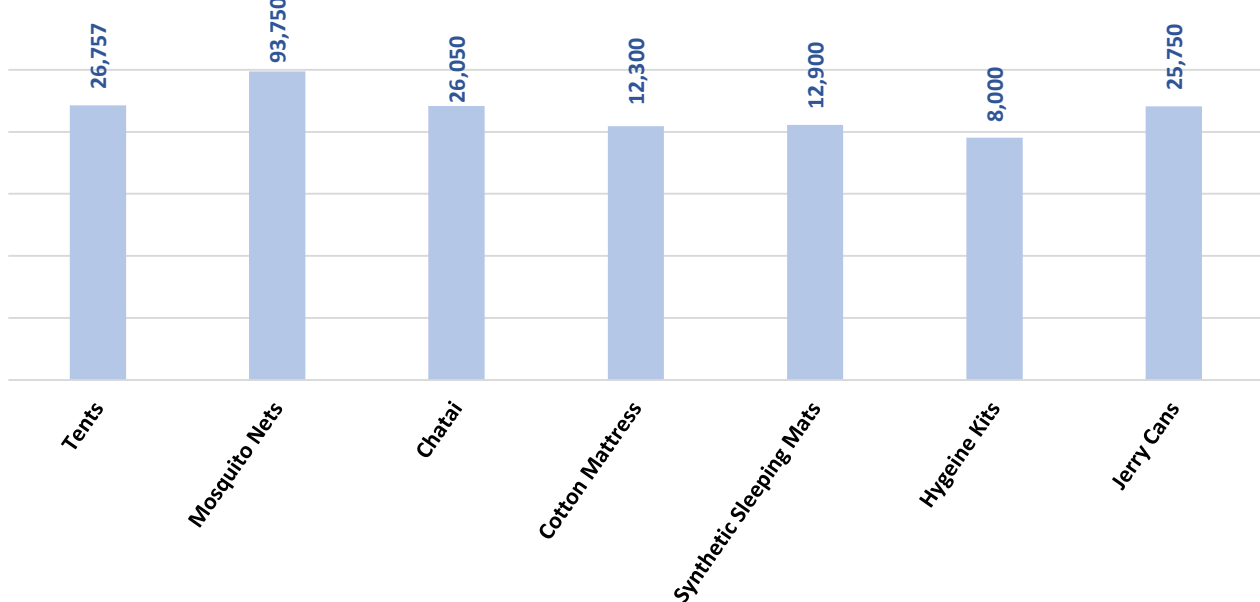
Sr. No.	District	No. Medical Camps	No. of Persons Treated	No. of Relief Camps	Cooked Food
01	Sanghar	1	-	1	-
02	Tharparkar	-	-	101	-

## Cumulative State of Rescue Operations by PDMA & DDMA (30-06-2024 to 23-08-2024)

Sr. No.	District	No. Person Transported	No. of Persons Evacuated / Rescued	No. of Animal Transported
1	Sukkur	-	37	-
2	Shaheed Benazirabad	-	24	-
3	Sanghar	1,500	1,500	-
<b>Total</b>		<b>1,500</b>	<b>1,561</b>	-

## Cumulative Relief Provided by PDMA Sindh

### RELIEF PROVIDED BY PDMA



Sd/-  
INCHARGE PEOC  
PDMA SINDH

Emergency No:  
**1736**



Plot No. 26-C, Main Khayaban-e-Jami,  
DHA Phase-VII, Karachi.



021-99332742  
021-35381810



021-99332007



0335-5557362



www.pdma.gos.pk



PROVINCIAL DISASTER MANAGEMENT AUTHORITY  
REHABILITATION DEPARTMENT  
GOVERNMENT OF SINDH



RELIEF PROVIDED DURING MONSOON RAINS 2024

Division	Karachi							Hyderabad							Larkano					Sukkur			Shaheed Benazirabad				Mirpurkhas			Grand Total	
	Karachi West	Karachi East	Karachi Central	Karachi South	Malir	Korangi	Keemari	Hyderabad	Matiari	Jamshoro	Dadu	Badin	Thatta	Sujawal	T.M.Khan	T. Alahiyar	Shikarpur	Larkano	Kamber Shahdadkot	Jacobabad	Kashmore	Sukkur	Ghotel	Khairpur	Sanghar	SBA	N. Feroz	Tharpakar	Mirpurkhas		Unserkot
<b>Relief Provided by PDMA</b>																															
Tent	-	-	-	-	-	-	-	250	607	2,500	2,250	3,500	4,000	2,500	600	200	400	400	200	800	2,000	1,000	600	2,500	200	1,200	600	250	200	-	26,757
Mosquito Nets	-	-	-	-	-	-	-	750	1,800	7,500	6,750	10,500	12,000	7,500	1,800	400	1,200	400	2,500	6,000	3,000	11,800	7,500	400	7,800	1,800	750	400	-	93,750	
Chatal	-	-	-	-	-	-	-	250	600	2,500	2,250	3,500	4,000	2,500	600	200	400	400	200	700	2,000	1,000	600	2,500	200	600	600	250	200	-	26,050
Cotton Mattress	-	-	-	-	-	-	-	100	300	1,250	1,000	1,500	2,000	1,250	300	100	200	200	100	50	1,000	500	300	1,250	100	300	300	100	100	-	12,300
Synthetic Sleeping Mats	-	-	-	-	-	-	-	150	300	1,250	1,250	1,500	2,000	1,250	300	100	200	200	100	550	1,000	500	300	1,250	100	300	300	150	100	-	13,150
Hygiene Kits	-	-	-	-	-	-	-	100	200	700	700	1,000	1,100	700	200	50	100	100	50	600	600	300	200	700	50	200	200	100	50	-	8,000
Jerry Can	-	-	-	-	-	-	-	250	600	2,500	2,250	3,500	4,000	2,500	600	200	400	400	200	700	2,000	1,000	600	2,500	200	600	600	250	200	-	26,050
Generator 100 kva	-	-	-	-	-	-	-	-	-	-	-	-	-	-	-	-	-	-	-	-	-	-	-	-	-	1	-	-	-	-	1
Generator 35 kva	-	-	-	-	-	-	-	-	-	-	-	-	-	-	-	-	-	-	-	-	-	-	-	-	-	2	-	-	-	-	2
De-wataering Pump 40-50 hp Truck Mounted	-	-	-	-	-	-	-	2	2	2	3	-	-	-	-	-	-	-	-	-	-	-	-	-	-	-	-	-	-	-	9
De-wataering Pump 30 hp	-	-	-	-	-	-	-	3	-	-	-	-	-	-	-	-	-	-	-	-	1	-	-	-	-	-	-	-	-	-	4
De-wataering Pump 16 hp	-	-	-	-	-	-	-	3	4	-	-	-	-	-	-	-	1	1	2	-	-	2	-	1	-	-	-	-	-	2	16
De-wataering Pump 40 hp Truck Mounted	-	-	-	-	-	-	-	-	-	-	-	-	-	-	-	-	1	4	2	-	4	13	-	-	-	-	3	-	-	27	
De-wataering Pump 90 hp Truck Mounted	-	-	-	-	-	-	-	-	-	-	-	-	-	-	-	-	-	-	-	-	-	-	-	-	-	-	-	-	-	-	-
De-wataering Pump 32 hp	-	-	-	-	-	-	-	-	-	-	-	-	-	-	-	-	-	-	-	3	-	-	-	-	-	-	-	-	-	3	
De-wataering Pump 38 hp	-	-	-	-	-	-	-	-	-	-	-	-	-	-	-	-	1	-	-	-	-	1	-	-	-	-	-	4	-	6	
De-wataering Pump 24 hp	-	-	-	-	-	-	-	-	-	-	-	-	-	-	-	-	-	-	-	-	6	-	8	-	10	3	-	-	27		
De-wataering Pump Jhatta	-	-	-	-	-	-	-	-	-	-	-	-	-	-	-	-	-	-	-	-	10	4	-	16	-	-	-	-	30		
De-wataering Pump 08 hp	-	-	-	-	-	-	-	-	-	-	-	-	-	-	-	-	-	3	-	-	-	-	1	-	-	-	-	-	-	4	